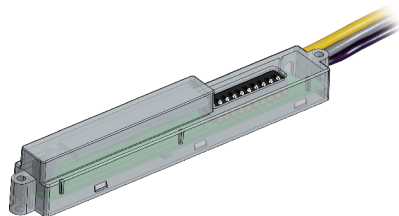


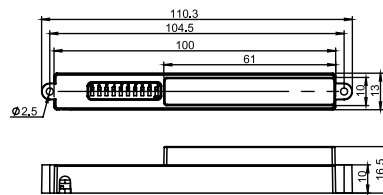
# Low Voltage Microwave Bi-level Sensor ANT-3A Instruction



ANT-3A



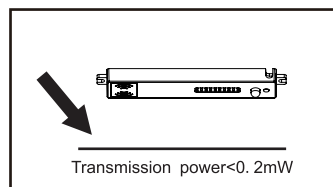
RC-100  
(OPTIONAL)



## SPECIFICATIONS

Power supply	12V~24V DC, >50mA
HF System	5.8GHz±75MHz
Dim control output	0-10V, max. 25mA sinking current
Detection radius/angle	Max 17ft.(5.2m)/360°
Mounting height	Max 13ft(4m)
Remote range	50ft. (15m) indoor, no backlight
Humidity	Max. 95% RH
Temperature	-40°F ~ 158°F (-40°C ~ 70°C)

**NOTE:** The high-frequency output of this sensor is <0.2mW—that is just one 5000<sup>th</sup> of the transmission power of a mobile phone or the output of a microwave oven.



## WARNING

**NOTE:** Warm up time is 15seconds. After the sensor connects input power first time, the light will keep on 15seconds,then go to dimming to work normally.

**NOTE:** Factory Default Setting: 100% sensitivity, Hold on time: 10seconds, Daylight sensor is 30lux, Dimming level:30%,Dimming time: 60minuties.

**NOTE:** Any setting changed by DIP Switch or remote control, the led light that sensor connect will on/off as confirm.

## UTILIZING FIELD AND INTRODUCTION


ANT-3A is a moving object sensor that can detect range of 360° and it's working frequency is 5.8GHz. The advantage of this product is stable working state (stable working temperature: -40°C~+70°C), ANT-3A adopts a microwave sensor(high-frequency output <0.2mW),so that it is safe and performs better than infrared sensor.

# Low Voltage Microwave Bi-level Sensor ANT-3A Instruction


## FUNCTION AND OPTIONS

It offers 3 levels of the light Control : 100%--dimming light (0,10%,30%,50%)--off; Periods of selectable waiting time: motion hold-time and 24hours, selectable daylight threshold, and freedom of detection area.

If natural light lower Light-control setting (10Lux,30Lux,50Lux),the light will not automatically on (0,10%,30%,50%). When person enter in the room, the light will on 100%,after person left the room, the room enter in stand by level after hold on time.



With sufficient natural light, the light does not switch on when presence detected.



With insufficient natural light, the sensor switches on the light automatically when person enters the (options) standby level after the hold time. The lamp never switch off with presence, even the nature light is sufficient.

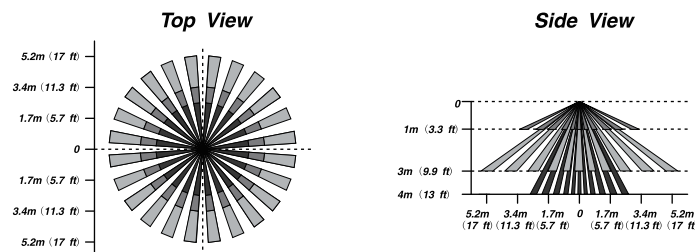


People left, light still dims to 0/10%/30%/50% (options) standby level after the hold time.



Light switches off automatically after the dimming time elapsed.

## SENSOR COVERAGE



## PARAMETER SETTING BY DIP SWITCH


Consider the picture: 1, 2 set sensitivity; 3, 4 set hold time; 5, 6 set the lux; 7, 8 stand-by light level ; 9, 10 set stand-by time ;



# Low Voltage Microwave Bi-level Sensor ANT-3A Instruction

## Detection Range Setting (sensitivity)

Detection rang can be reduced by selecting the combination on the DIP switches to fit precisely each application:



## Hold Time Setting

The lamp can be set to stay ON for any period of time between approx. 10sec and a maximum of 15min. Any movement detected before this time elapse will re-start the timer. It is recommended to select the shortest time for adjusting the detection zone and for performing the walk test.

Switch location and hold time of the corresponding table is as follows:




## Light-control Setting

The chosen lamp response threshold can be infinitely from approx. 10-50lux, switch location and light-control of the corresponding table is as follows:



## Stand-by Light Level Setting

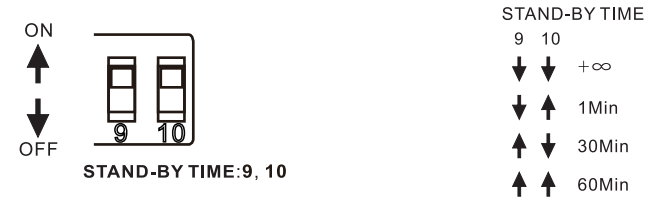
The corresponding file of switch location and stand-by level as follow:



# Low Voltage Microwave Bi-level Sensor ANT-3A Instruction

## Stand-by Time Setting

The corresponding file of switch location and stand-by time setting as follow:



## PARAMETER SETTING BY REMOTE CONTROL IN MANUAL OF RC-100.

## WIRING DIAGRAMS

ANT-3A wiring with dimming ballast or LED driver.

